



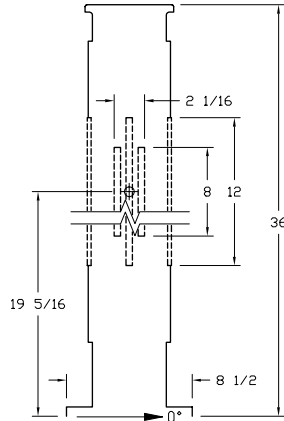
itl boulder
 THE LIGHT CENTER OF THE INDUSTRY SINCE 1955

INDEPENDENT TESTING LABORATORIES, INC.
 3386 LONGHORN ROAD, BOULDER, CO 80302 USA

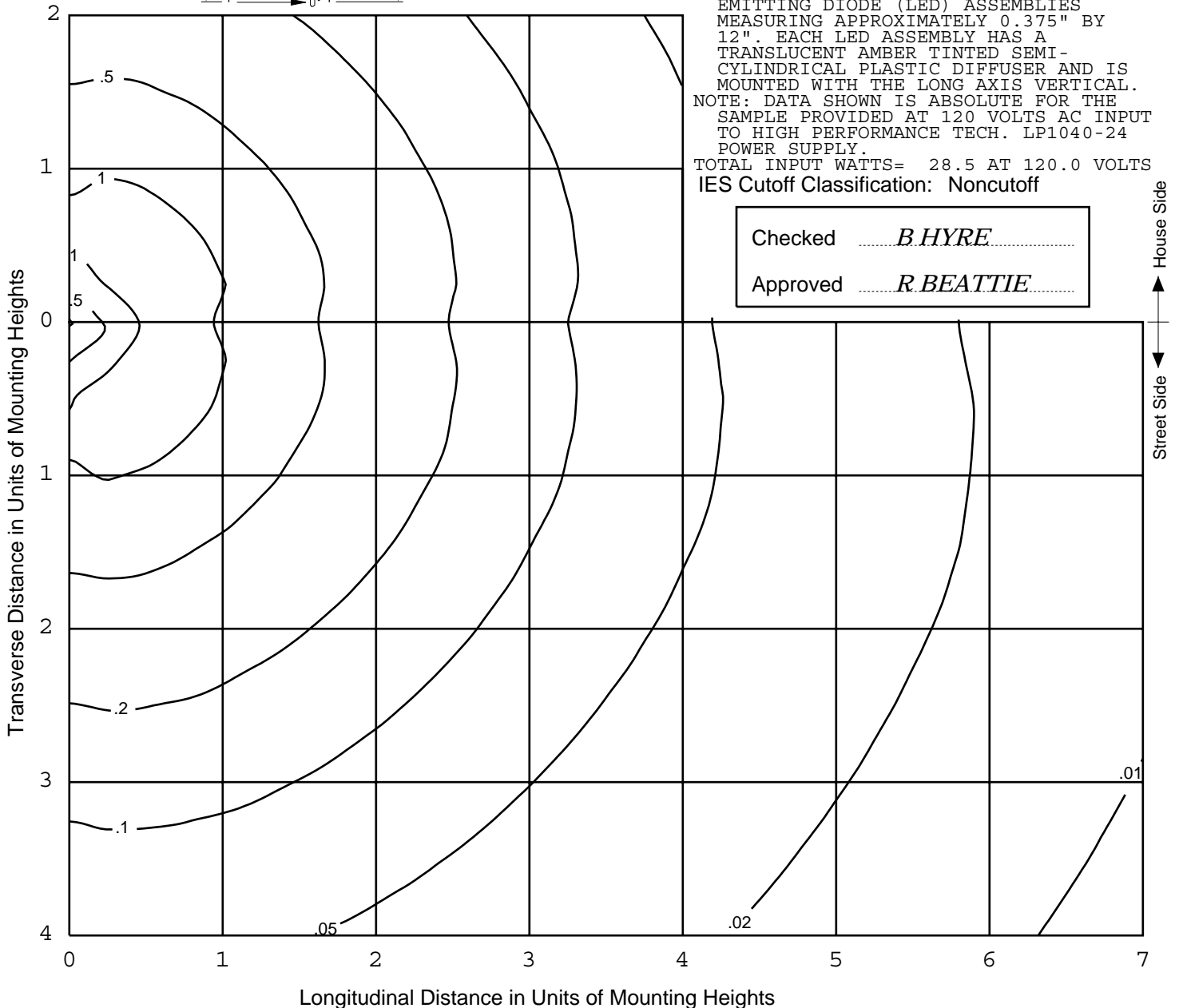
PHONE: (303)442-1255 • FAX: (303)449-5274 • E-MAIL: itl@itlboulder.com • WEBSITE: www.itlboulder.com


ISOFOOTCANDLE LINES OF HORIZONTAL ILLUMINATION

Values based on 1.61 foot mounting height.



REPORT NUMBER: ITL56910
 DATE: 11/17/05
 PREPARED FOR: FAIRWEATHER SITE
 FURNISHINGS, A DIVISION OF LEADER
 MANUFACTURING, INC.
 CATALOG NUMBER: B-6-L 4-PANEL LIGHTED
 BOLLARD
 LUMINAIRE: FABRICATED SILVER PAINTED
 FOUR SIDED METAL HOUSING WITH ONE
 LIGHTED PANEL ON FOUR SIDES, EACH
 PANEL HAS TWO SLOTS MEASURING
 APPROXIMATELY 0.4375" BY 8.0625" AND
 ONE SLOT MEASURING APPROXIMATELY
 0.4375" BY 12.0625". EACH SLOT
 CONTAINS ONE LED ASSEMBLY INSERTED
 FROM INTERIOR OF HOUSING.
 LAMP: EIGHT ILLIGHT PN24W1-65 WHITE
 LIGHT EMITTING DIODE (LED) ASSEMBLIES
 MEASURING APPROXIMATELY 0.375" BY 8"
 AND FOUR ILLIGHT PN24W1-65 WHITE LIGHT
 EMITTING DIODE (LED) ASSEMBLIES
 MEASURING APPROXIMATELY 0.375" BY
 12". EACH LED ASSEMBLY HAS A
 TRANSLUCENT AMBER TINTED SEMI-
 CYLINDRICAL PLASTIC DIFFUSER AND IS
 MOUNTED WITH THE LONG AXIS VERTICAL.
 NOTE: DATA SHOWN IS ABSOLUTE FOR THE
 SAMPLE PROVIDED AT 120 VOLTS AC INPUT
 TO HIGH PERFORMANCE TECH. LP1040-24
 POWER SUPPLY.
 TOTAL INPUT WATTS= 28.5 AT 120.0 VOLTS
 IES Cutoff Classification: Noncutoff





itl boulder
 THE LIGHT CENTER OF THE INDUSTRY SINCE 1955

INDEPENDENT TESTING LABORATORIES, INC.
 3386 LONGHORN ROAD, BOULDER, CO 80302 USA

PHONE: (303)442-1255 • FAX: (303)449-5274 • E-MAIL: itl@itlboulder.com • WEBSITE: www.itlboulder.com

REPORT NUMBER: ITL56910
 DATE: 11/17/05
 PREPARED FOR: FAIRWEATHER SITE
 FURNISHINGS, A DIVISION OF LEADER
 MANUFACTURING, INC.
 CATALOG NUMBER: B-6-L 4-PANEL LIGHTED
 BOLLARD

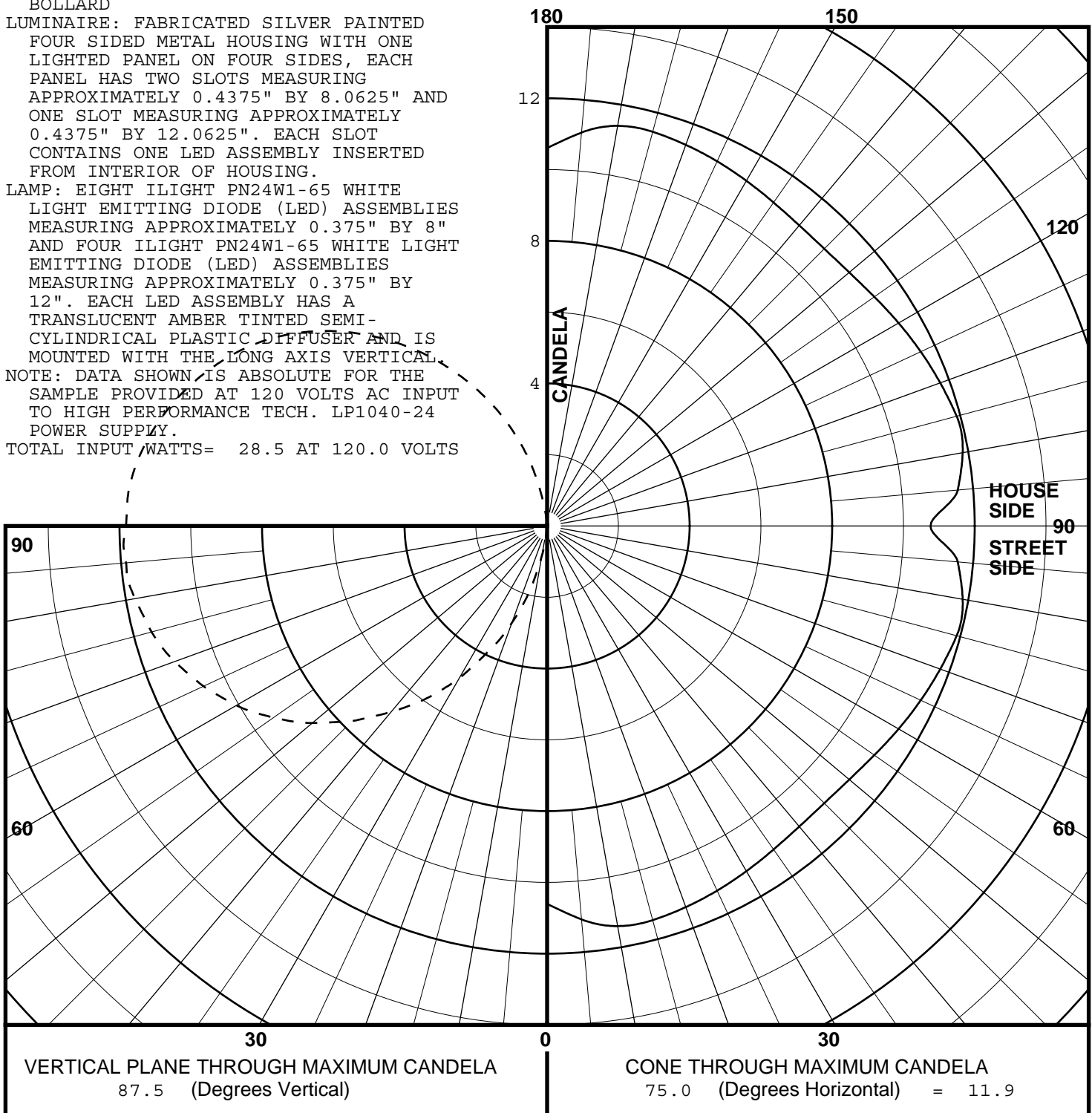
LUMINAIRE: FABRICATED SILVER PAINTED
 FOUR SIDED METAL HOUSING WITH ONE
 LIGHTED PANEL ON FOUR SIDES, EACH
 PANEL HAS TWO SLOTS MEASURING
 APPROXIMATELY 0.4375" BY 8.0625" AND
 ONE SLOT MEASURING APPROXIMATELY
 0.4375" BY 12.0625". EACH SLOT
 CONTAINS ONE LED ASSEMBLY INSERTED
 FROM INTERIOR OF HOUSING.

LAMP: EIGHT ILIGHT PN24W1-65 WHITE
 LIGHT EMITTING DIODE (LED) ASSEMBLIES
 MEASURING APPROXIMATELY 0.375" BY 8"
 AND FOUR ILIGHT PN24W1-65 WHITE LIGHT
 EMITTING DIODE (LED) ASSEMBLIES
 MEASURING APPROXIMATELY 0.375" BY
 12". EACH LED ASSEMBLY HAS A
 TRANSLUCENT AMBER TINTED SEMI-
 CYLINDRICAL PLASTIC DIFFUSER AND IS
 MOUNTED WITH THE LONG AXIS VERTICAL.

NOTE: DATA SHOWN IS ABSOLUTE FOR THE
 SAMPLE PROVIDED AT 120 VOLTS AC INPUT
 TO HIGH PERFORMANCE TECH. LP1040-24
 POWER SUPPLY.

TOTAL INPUT WATTS= 28.5 AT 120.0 VOLTS

MAXIMUM PLANE AND MAXIMUM CONE PLOTS OF CANDELA

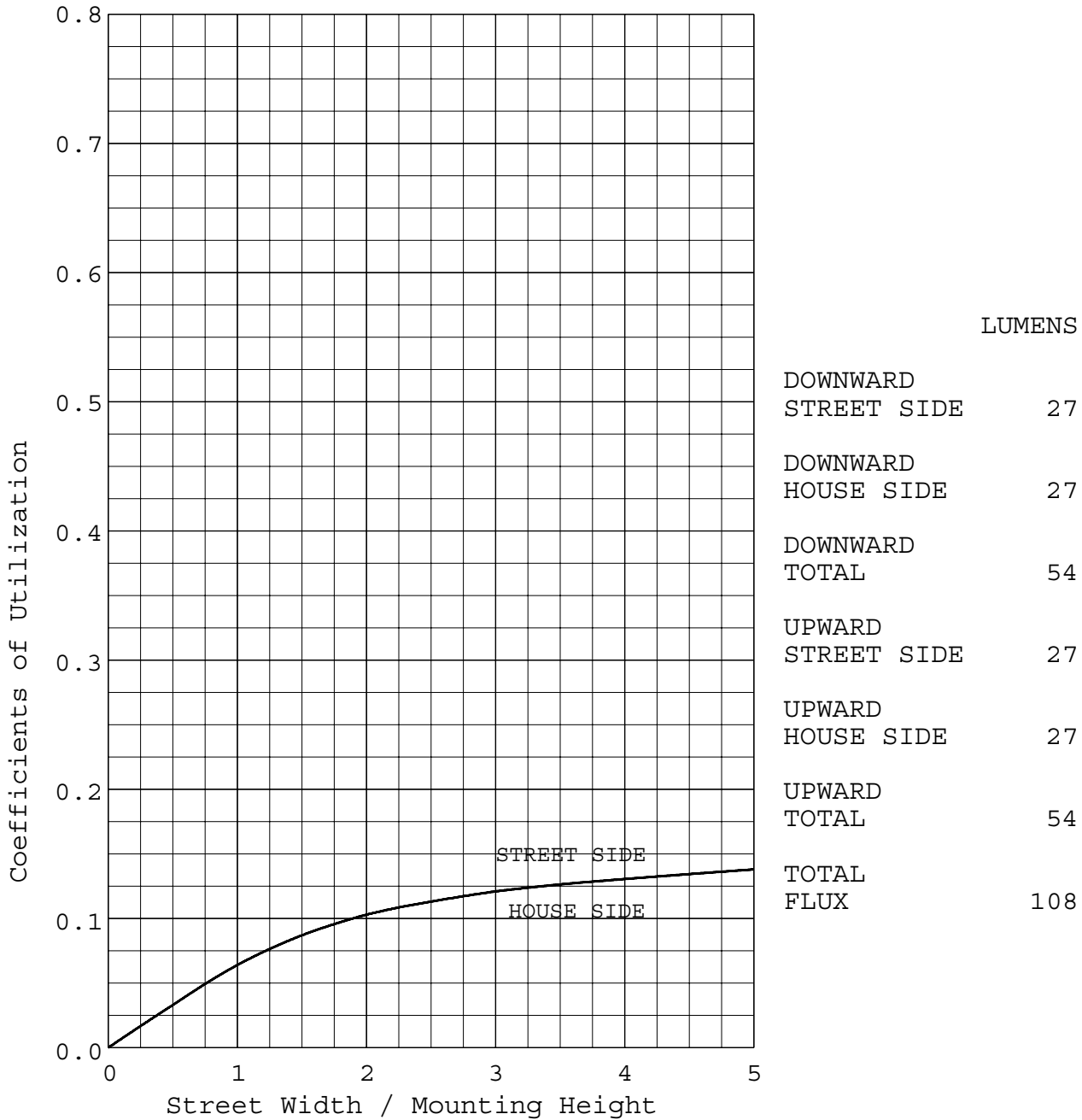




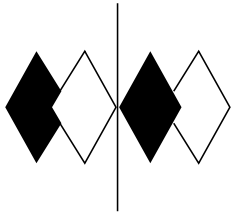
REPORT NUMBER: ITL56910 DATE: 11/17/05

PREPARED FOR: FAIRWEATHER SITE FURNISHINGS, A DIVISION OF LEADER
 MANUFACTURING, INC.

COEFFICIENTS OF UTILIZATION AND FLUX DISTRIBUTION



ALL CANDELA, LUMENS AND COEFFICIENT OF UTILIZATION VALUES IN THIS REPORT ARE BASED ON RELATIVE PHOTOMETRY WHICH ASSUMES A BALLAST FACTOR OF 1.00. ANY CALCULATIONS PREPARED FROM THESE DATA SHOULD INCLUDE AN APPROPRIATE BALLAST FACTOR.



itl boulder
THE LIGHT CENTER OF THE INDUSTRY SINCE 1955

INDEPENDENT TESTING LABORATORIES, INC.
 3386 LONGHORN ROAD, BOULDER, CO 80302 USA

PHONE: (303)442-1255 • FAX: (303)449-5274 • E-MAIL: itl@itlboulder.com • WEBSITE: www.itlboulder.com

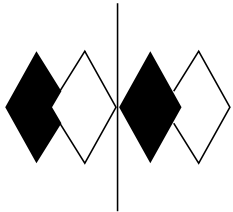
REPORT NUMBER: ITL56910 DATE: 11/17/05
 PREPARED FOR: FAIRWEATHER SITE FURNISHINGS, A DIVISION OF LEADER
 MANUFACTURING, INC.

CANDELA TABULATION

	LATERAL ANGLE										
	0.0	5.0	15.0	25.0	35.0	45.0	55.0	65.0	75.0	85.0	90.0
180.0	0.0	0.0	0.0	0.0	0.0	0.0	0.0	0.0	0.0	0.0	0.0
175.0	0.4	0.2	0.2	0.3	0.3	0.3	0.3	0.3	0.2	0.2	0.2
165.0	1.7	1.7	1.9	2.0	2.1	2.0	2.0	2.0	1.9	1.8	1.5
155.0	3.3	3.5	3.8	3.9	3.9	4.0	4.0	3.9	3.9	3.6	3.3
145.0	5.0	5.3	5.7	5.8	5.9	5.9	5.9	5.9	5.8	5.5	5.0
135.0	6.6	7.0	7.4	7.5	7.5	7.5	7.6	7.6	7.7	7.3	6.7
125.0	8.1	8.6	8.9	8.9	8.9	8.9	9.0	9.2	9.3	8.9	8.1
115.0	9.2	9.8	10.1	10.0	9.9	9.9	10.0	10.3	10.4	10.0	9.4
105.0	10.0	10.6	10.9	10.8	10.6	10.7	10.8	11.0	11.3	11.0	10.2
95.0	10.6	11.1	11.4	11.2	11.0	11.0	11.2	11.4	11.8	11.4	10.7
90.0	10.6	11.1	11.4	11.3	11.1	11.0	11.2	11.5	11.8	11.6	10.8
87.5<<	10.6	11.1	11.4	11.3	11.1	11.0	11.2	11.6	11.9	11.6	10.8
85.0	10.6	11.1	11.4	11.3	11.1	11.0	11.2	11.5	11.9	11.6	10.8
82.5	10.5	11.0	11.4	11.3	11.1	11.0	11.1	11.4	11.9	11.4	10.8
80.0	10.4	10.9	11.3	11.2	11.0	11.0	11.1	11.4	11.7	11.4	10.7
77.5	10.3	10.9	11.2	11.1	10.9	10.9	11.0	11.3	11.6	11.3	10.5
75.0	10.2	10.8	11.0	10.9	10.8	10.8	10.9	11.2	11.5	11.2	10.4
72.5	10.0	10.6	10.9	10.8	10.6	10.6	10.8	11.0	11.3	11.0	10.3
70.0	9.9	10.4	10.7	10.6	10.5	10.5	10.6	10.8	11.1	10.8	10.0
V 67.5	9.6	10.1	10.5	10.4	10.3	10.3	10.5	10.7	10.9	10.6	9.8
E 65.0	9.4	9.9	10.2	10.2	10.1	10.1	10.3	10.4	10.6	10.3	9.5
R 62.5	9.2	9.6	10.0	9.9	9.9	9.9	10.0	10.2	10.3	10.1	9.4
T 60.0	8.9	9.3	9.7	9.7	9.6	9.6	9.7	9.9	10.1	9.7	9.0
I 57.5	8.6	9.0	9.4	9.4	9.3	9.4	9.4	9.6	9.7	9.3	8.7
C 55.0	8.2	8.6	9.1	9.1	9.0	9.1	9.2	9.3	9.4	9.0	8.3
A 52.5	7.9	8.2	8.7	8.8	8.7	8.8	8.8	8.9	9.0	8.6	7.9
L 50.0	7.4	7.9	8.3	8.3	8.3	8.4	8.5	8.5	8.6	8.2	7.6
A 47.5	7.1	7.5	7.9	7.9	8.0	8.0	8.0	8.1	8.1	7.7	7.1
N 45.0	6.7	7.1	7.5	7.5	7.6	7.7	7.7	7.7	7.7	7.3	6.8
G 42.5	6.3	6.6	7.0	7.1	7.2	7.2	7.3	7.3	7.3	6.9	6.3
L 40.0	5.9	6.2	6.6	6.7	6.8	6.8	6.8	6.8	6.8	6.4	5.9
E 37.5	5.5	5.8	6.2	6.3	6.3	6.3	6.4	6.4	6.4	6.0	5.5
35.0	5.0	5.3	5.7	5.8	5.8	5.9	5.9	5.9	5.9	5.5	5.0
32.5	4.7	4.9	5.2	5.3	5.4	5.5	5.5	5.5	5.4	5.0	4.6
30.0	4.2	4.4	4.7	4.9	4.9	5.0	5.0	5.0	4.9	4.6	4.2
27.5	3.8	3.9	4.3	4.4	4.5	4.5	4.5	4.5	4.4	4.1	3.8
25.0	3.3	3.5	3.8	3.9	4.0	4.0	4.0	4.0	3.9	3.6	3.3
20.0	2.5	2.6	2.8	2.9	3.0	3.1	3.0	2.9	2.9	2.6	2.4
15.0	1.7	1.6	1.8	2.0	2.0	2.1	2.1	2.0	1.9	1.7	1.5
10.0	1.1	0.8	0.9	0.8	1.0	1.1	1.0	0.9	0.9	0.9	0.8
5.0	0.2	0.0	0.0	0.0	0.0	0.0	0.0	0.0	0.0	0.0	0.0
0.0	0.0	0.0	0.0	0.0	0.0	0.0	0.0	0.0	0.0	0.0	0.0

CONE OF MAXIMUM CANDELA

PLANE OF MAXIMUM CANDELA



itl boulder
THE LIGHT CENTER OF THE INDUSTRY SINCE 1955

INDEPENDENT TESTING LABORATORIES, INC.
 3386 LONGHORN ROAD, BOULDER, CO 80302 USA

PHONE: (303)442-1255 • FAX: (303)449-5274 • E-MAIL: itl@itlboulder.com • WEBSITE: www.itlboulder.com

REPORT NUMBER: ITL56910 DATE: 11/17/05
 PREPARED FOR: FAIRWEATHER SITE FURNISHINGS, A DIVISION OF LEADER
 MANUFACTURING, INC.

CANDELA TABULATION

	HOUSE SIDE		LATERAL ANGLE							
	95.0	105.0	115.0	125.0	135.0	145.0	155.0	165.0	175.0	180.0
180.0	0.0	0.0	0.0	0.0	0.0	0.0	0.0	0.0	0.0	0.0
175.0	0.2	0.2	0.3	0.3	0.3	0.3	0.3	0.2	0.2	0.4
165.0	1.8	1.9	2.0	2.0	2.0	2.1	2.0	1.9	1.7	1.7
155.0	3.6	3.9	3.9	4.0	4.0	3.9	3.9	3.8	3.5	3.3
145.0	5.5	5.8	5.9	5.9	5.9	5.9	5.8	5.7	5.3	5.0
135.0	7.3	7.7	7.6	7.6	7.5	7.5	7.5	7.4	7.0	6.6
125.0	8.9	9.3	9.2	9.0	8.9	8.9	8.9	8.9	8.6	8.1
115.0	10.0	10.4	10.3	10.0	9.9	9.9	10.0	10.1	9.8	9.2
105.0	11.0	11.3	11.0	10.8	10.7	10.6	10.8	10.9	10.6	10.0
95.0	11.4	11.8	11.4	11.2	11.0	11.0	11.2	11.4	11.1	10.6
90.0	11.6	11.8	11.5	11.2	11.0	11.1	11.3	11.4	11.1	10.6
87.5<<	11.6	11.9	11.6	11.2	11.0	11.1	11.3	11.4	11.1	10.6
85.0	11.6	11.9	11.5	11.2	11.0	11.1	11.3	11.4	11.1	10.6
82.5	11.4	11.9	11.4	11.1	11.0	11.1	11.3	11.4	11.0	10.5
80.0	11.4	11.7	11.4	11.1	11.0	11.0	11.2	11.3	10.9	10.4
77.5	11.3	11.6	11.3	11.0	10.9	10.9	11.1	11.2	10.9	10.3
75.0	11.2	11.5	11.2	10.9	10.8	10.8	10.9	11.0	10.8	10.2
72.5	11.0	11.3	11.0	10.8	10.6	10.6	10.8	10.9	10.6	10.0
70.0	10.8	11.1	10.8	10.6	10.5	10.5	10.6	10.7	10.4	9.9
V 67.5	10.6	10.9	10.7	10.5	10.3	10.3	10.4	10.5	10.1	9.6
E 65.0	10.3	10.6	10.4	10.3	10.1	10.1	10.2	10.2	9.9	9.4
R 62.5	10.1	10.3	10.2	10.0	9.9	9.9	9.9	10.0	9.6	9.2
T 60.0	9.7	10.1	9.9	9.7	9.6	9.6	9.7	9.7	9.3	8.9
I 57.5	9.3	9.7	9.6	9.4	9.4	9.3	9.4	9.4	9.0	8.6
C 55.0	9.0	9.4	9.3	9.2	9.1	9.0	9.1	9.1	8.6	8.2
A 52.5	8.6	9.0	8.9	8.8	8.8	8.7	8.8	8.7	8.2	7.9
L 50.0	8.2	8.6	8.5	8.5	8.4	8.3	8.3	8.3	7.9	7.4
47.5	7.7	8.1	8.1	8.0	8.0	8.0	7.9	7.9	7.5	7.1
A 45.0	7.3	7.7	7.7	7.7	7.7	7.6	7.5	7.5	7.1	6.7
N 42.5	6.9	7.3	7.3	7.3	7.2	7.2	7.1	7.0	6.6	6.3
G 40.0	6.4	6.8	6.8	6.8	6.8	6.8	6.7	6.6	6.2	5.9
L 37.5	6.0	6.4	6.4	6.4	6.3	6.3	6.3	6.2	5.8	5.5
E 35.0	5.5	5.9	5.9	5.9	5.9	5.8	5.8	5.7	5.3	5.0
32.5	5.0	5.4	5.5	5.5	5.5	5.4	5.3	5.2	4.9	4.7
30.0	4.6	4.9	5.0	5.0	5.0	4.9	4.9	4.7	4.4	4.2
27.5	4.1	4.4	4.5	4.5	4.5	4.5	4.4	4.3	3.9	3.8
25.0	3.6	3.9	4.0	4.0	4.0	4.0	3.9	3.8	3.5	3.3
20.0	2.6	2.9	2.9	3.0	3.1	3.0	2.9	2.8	2.6	2.5
15.0	1.7	1.9	2.0	2.1	2.1	2.0	2.0	1.8	1.6	1.7
10.0	0.9	0.9	0.9	1.0	1.1	1.0	0.8	0.9	0.8	1.1
5.0	0.0	0.0	0.0	0.0	0.0	0.0	0.0	0.0	0.0	0.2
0.0	0.0	0.0	0.0	0.0	0.0	0.0	0.0	0.0	0.0	0.0

CONE OF MAXIMUM CANDELA